

# Pedestals and Base plates

for MOTOMAN Robots



As a robot manufacturer with our own system engineering department, we offer not only the robot, but also suitable pedestals and base plates from a single source. This not only saves you a lot of organizational effort, but also guarantees that you receive products that can be used immediately.

## KEY BENEFITS

- Suitable for our robot models
- Broad portfolio for your requirements
- High-quality painted steel construction
- Simple attachment with floor anchors/screws
- Available in different heights
- Reusable with the same robot model

## Pedestals

Round bases specially developed for Yaskawa MOTOMAN industrial robots and cobots with cable opening and optional adapter holder and mounting set.


The stable, robust bases are matched to the products and are available in all standard heights – from 200 to 2500 mm.

## Base plates

Robust base plates specially developed for Yaskawa MOTOMAN industrial robots and cobots, optionally with a mounting set.

The base plates, which are tailored to the products, are available in three different thicknesses depending on the requirements – 20, 40 and 60 mm – and ensure optimum load distribution.

# Pedestals



## Pedestals Category A ▶ GP4, NHC12, SG400, NEX4, SG650

<b>Pedestal height [mm]</b>	200	300	400	500	600	700	800	900	–	–	–	–	–
<b>Weight [kg]</b>	13.64	16.05	17.09	20.50	22.53	24.94	27.34	29.75	–	–	–	–	–
<b>Base area L/B [mm]</b>	300/300	300/300	300/300	300/300	300/300	300/300	300/300	300/300	–	–	–	–	–
<b>Socket Ø [mm]</b>	250	250	250	250	250	250	250	250	–	–	–	–	–

## Pedestals Category C ▶ GP7, GP8, GP10, NEX7, NEX10

<b>Pedestal height [mm]</b>	200	300	400	500	600	700	800	900	1000	–	–	–	–
<b>Weight [kg]</b>	15.16	17.87	20.20	22.90	25.22	27.93	30.63	33.33	36.03	–	–	–	–
<b>Base area L/B [mm]</b>	330/330	330/330	330/330	330/330	330/330	330/330	330/330	330/330	330/330	–	–	–	–
<b>Socket Ø [mm]</b>	280	280	280	280	280	280	280	280	280	–	–	–	–

## Pedestals Category E ▶ HC10DTP, HC10DTFP

<b>Pedestal height [mm]</b>	200	300	400	500	600	700	800	900	1000	1200	–	–	–
<b>Weight [kg]</b>	21.61	24.80	27.62	30.81	33.63	36.82	40.01	43.21	53.80	61.75	–	–	–
<b>Base area L/B [mm]</b>	380/380	380/380	380/380	380/380	380/380	380/380	380/380	380/380	380/380	380/380	–	–	–
<b>Socket Ø [mm]</b>	330	330	330	330	330	330	330	330	330	330	–	–	–

## Pedestals Category G ▶ HC20SDTP

<b>Pedestal height [mm]</b>	200	300	400	500	600	700	800	900	1000	1200	–	–	–
<b>Weight [kg]</b>	59.80	65.12	69.90	75.23	78.00	85.32	90.65	95.98	110.97	123.72	–	–	–
<b>Base area L/B [mm]</b>	490/490	490/490	490/490	490/490	490/490	490/490	490/490	490/490	490/490	490/490	–	–	–
<b>Socket Ø [mm]</b>	440	440	440	440	440	440	440	440	440	440	–	–	–

**Optional accessories:** adapter bracket, cover for cable opening, floor mounting kits for concrete or steel mounting

## Pedestals Category H ▶ GP12, GP8L, HC20DTP, HC30PL

<b>Pedestal height [mm]</b>	200	300	400	500	600	700	800	900	1000	1200	—	—	—
<b>Weight [kg]</b>	59.55	64.96	69.66	74.98	79.75	85.08	90.41	95.73	110.73	123.48	—	—	—
<b>Base area L/B [mm]</b>	490/490	490/490	490/490	490/490	490/490	490/490	490/490	490/490	490/490	490/490	—	—	—
<b>Socket Ø [mm]</b>	440	440	440	440	440	440	440	440	440	440	—	—	—

## Pedestals Category K ▶ GP20, GP25, GP25-12, NEX20

<b>Pedestal height [mm]</b>	200	300	400	500	600	700	800	900	1000	1200	1500	1800	—
<b>Weight [kg]</b>	83.45	90.00	96.00	102.55	108.55	115.10	121.65	128.20	134.37	147.47	221.90	297.04	—
<b>Base area L/B [mm]</b>	590/590	590/590	590/590	590/590	590/590	590/590	590/590	590/590	590/590	590/590	590/590	590/590	—
<b>Socket Ø [mm]</b>	540	540	540	540	540	540	540	540	540	540	540	540	—

## Pedestals Category M ▶ GP20HL, GP35L, GP50, GP70L, GP88, GP110, NEX35, PL80, SP100

<b>Pedestal height [mm]</b>	200	300	400	500	600	700	800	900	1000	1200	1500	1800	—
<b>Weight [kg]</b>	112.24	121.12	129.34	138.21	146.42	155.30	164.17	173.05	208.93	232.52	267.57	302.95	—
<b>Base area Ø [mm]</b>	770	770	770	770	770	770	770	770	770	770	770	770	—
<b>Socket Ø [mm]</b>	610	610	610	610	610	610	610	610	610	610	610	610	—

## Pedestals Category P ▶ GA50, GP180, SP165, GP180-120, SP165-105, GP225, SP210

<b>Pedestal height [mm]</b>	200	300	400	500	600	700	800	900	1000	1200	1500	1800	2500
<b>Weight [kg]</b>	162.15	171.64	180.58	190.07	199.01	208.50	217.99	227.48	236.97	255.96	311.40	345.53	830.59
<b>Base area Ø [mm]</b>	940	940	940	940	940	940	940	940	940	940	940	940	940
<b>Socket Ø [mm]</b>	780	780	780	780	780	780	780	780	780	780	780	780	780

## Pedestals Category R ▶ GG250, GP120RL, GP165R, SP150R, GP200R, SP185R, GP215, GP250, GP280, GP280L, GP300R, GP360, GP400, GP600, PL190, PL190-100, PL320, PL500, PL800, SP235


<b>Pedestal height [mm]</b>	—	300	400	500	600	700	800	900	1000	1200	1500	1800	2500
<b>Weight [kg]</b>	—	449.64	486.95	481.43	496.99	513.22	529.45	545.68	561.90	594.36	718.82	783.61	1382.79
<b>Base area Ø [mm]</b>	—	1270	1270	1270	1270	1270	1270	1270	1270	1270	1270	1270	1270
<b>Socket Ø [mm]</b>	—	1110	1110	1110	1110	1110	1110	1110	1110	1110	1110	1110	1110

## Pedestals Category T ▶ GP400R, ME1000

<b>Pedestal height [mm]</b>	—	300	400	500	600	700	800	900	1000	1200	1500	1800	2500
<b>Weight [kg]</b>	—	561.81	579.88	598.60	616.67	635.39	654.12	672.84	691.57	729.02	872.82	947.61	1640.50
<b>Base area Ø [mm]</b>	—	1440	1440	1440	1440	1440	1440	1440	1440	1440	1440	1440	1440
<b>Socket Ø [mm]</b>	—	1280	1280	1280	1280	1280	1280	1280	1280	1280	1280	1280	1280

**Optional accessories:** adapter bracket, cover for cable opening, floor mounting kits for concrete or steel mounting

# Base plates



## Base plate Category A

▶ **GP4, NHC12, SG400, NEX4, SG650**

Base plate thickness [mm]	20
Weight [kg]	13.20
Base area L/B [mm]	300/300

## Base plate Category C

▶ **GP7, GP8, GP10, NEX7, NEX10**

Base plate thickness [mm]	20
Weight [kg]	16.05
Base area L/B [mm]	330/330

## Base plate Category E

▶ **HC10DTP, HC10DTPF**

Base plate thickness [mm]	20
Weight [kg]	21.24
Base area L/B [mm]	380/380

## Base plate Category G

▶ **HC20SDTP**

Base plate thickness [mm]	40
Weight [kg]	70.30
Base area L/B [mm]	490/490

**Optional accessories:** floor mounting kits for concrete or steel mounting

## Base plate Category H ▶ GP12, GP8L, HC20DTP, HC30PL

Base plate thickness [mm]	40
Weight [kg]	100.33
Base area L/B [mm]	490/490

## Base plate Category K ▶ GP20, GP25, GP25-12, NEX20

Base plate thickness [mm]	40
Weight [kg]	100.30
Base area L/B [mm]	590/590

## Base plate Category M ▶ GP20HL, GP35L, GP50, GP70L, GP88, GP110, NEX35, PL80, SP100

Base plate thickness [mm]	40
Weight [kg]	139.76
Base area Ø [mm]	770

## Base plate Category P ▶ GA50, GP180, SP165, GP180-120, SP165-105, GP225, SP210

Base plate thickness [mm]	40
Weight [kg]	210.42
Base area Ø [mm]	940

## Base plate Category R ▶ GG250, GP120RL, GP165R, SP150R, GP200R, SP185R, GP215, GP250, GP280, GP280L, GP300R, GP360, GP400, GP600, PL190, PL190-100, PL320, PL500, PL800, SP235


Base plate thickness [mm]	60
Weight [kg]	581.78
Base area Ø [mm]	1270

## Base plate Category P ▶ GP400R, ME1000

Base plate thickness [mm]	60
Weight [kg]	750.07
Base area Ø [mm]	1440


**Optional accessories:** floor mounting kits for concrete or steel mounting

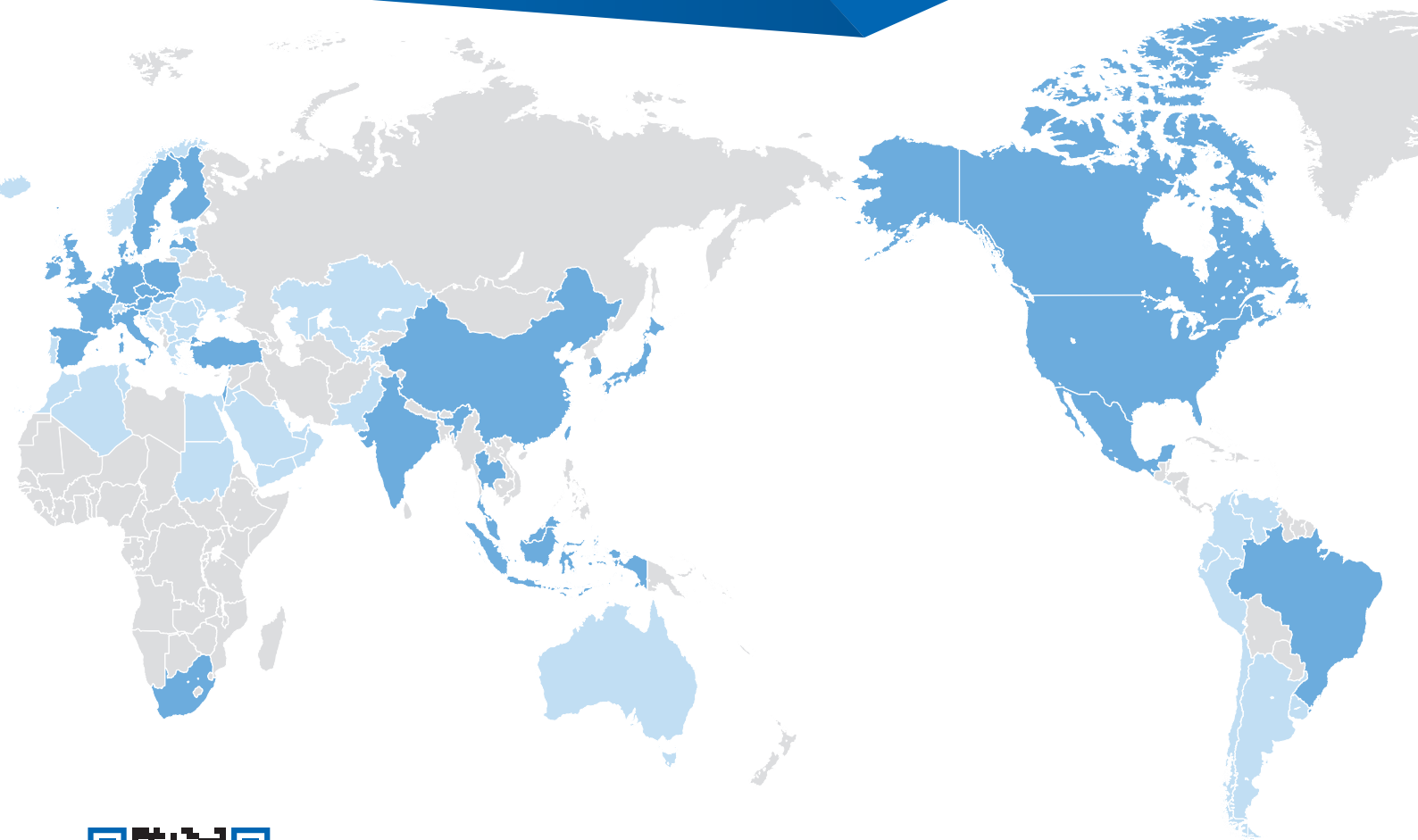
# Accessories



Accessories	Category									
	A	C	E	G	H	K	M	P	R	T
Holder for optional accessories (Q-Set, burner cleaner etc.)	✓	✓	✓	✓	✓	✓	✓	✓	✓	✓
Adapter holder for cable outlet and strain relief	✓	✓	✓	✓	✓	✓	✓	✓	✓	✓
Cable outlet cover	✓	✓	✓	✓	✓	✓	✓	✓	✓	✓
Floor mounting kit for concrete mounting	✓	✓	✓	✓	✓	✓	✓	✓	✓	✓
Floor mounting kit for steel mounting	✓	✓	✓	✓	✓	✓	✓	✓	✓	✓

These accessories are compatible with all base categories and can be purchased separately from Yaskawa. To ensure proper anchoring, we recommend using the mounting kit for concrete or steel floors.





#### Robotics Division

YASKAWA Europe GmbH  
Yaskawastraße 1  
85391 Allershausen, Germany  
Tel. +49 (0) 8166/90-0  
Fax +49 (0) 8166/90-103

#### YASKAWA Headquarters Academy and Sales Office

YASKAWA Europe GmbH  
Philipp-Reis-Straße 6  
65795 Hattersheim am Main, Germany  
Tel. +49 (0) 6196/77725-0  
Fax +49 (0) 6196/77725-39

All drawing dimensions in mm.  
Technical data may be subject to change without previous notice.  
Please request detailed drawings at [robotics@yaskawa.eu](mailto:robotics@yaskawa.eu).

Pedestals and Base plates  
C-04-2026, A-Nr. 231043

[robotics@yaskawa.eu](mailto:robotics@yaskawa.eu)  
[www.yaskawa.eu](http://www.yaskawa.eu)

# YASKAWA